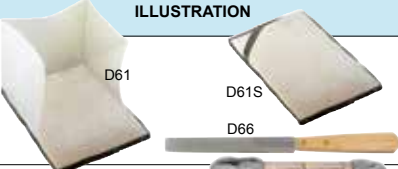


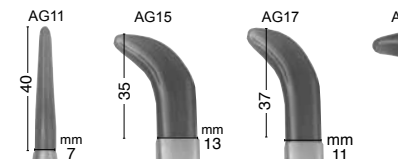






ILLUSTRATION	DESCRIPTION	Price	Discount		Code										
			Q.ty	%											
	Gilder's cushion. Small padded wooden board of 18x27 cm covered with thin leather. Gold and silver leaves are laid on the cushion and cut with the proper knife.	with protection	27,50	3 10 30	8% 15% 20%	D61									
		without protection	19,50				D61S								
	Gilder's knife. Straight blade knife used to cut the leaves on the cushion by gently "sawing" them. Length of the blade: 15 cm. Length of the wooden handle: 11,5 cm.	5,90	3 10 30	8% 15% 20%	D66										
	Extra fine steel-wool No. 0000. Used to smooth the gesso after the last coat. Can also be used for many other purposes. Pack of 100 gr.	3,60	5 10 30	10% 15% 20%	D51										
	Sandpaper in rolls of 11,5 cm x 2,5 metres. It can be used for different works. For gilding it can be used to smooth the rough wood, sanding the gesso and polishing the bolus.	coarse grain (80)	3,40	5 24	10% 15%	CVT80									
		medium grain (120)	2,90			CVT120									
		fine grain (180)	2,90			CVT180									
	Abrasive pad semi-rigid 7x10x2,5 cm. Used in various stages of gilding: smoothing the wood, sanding the gesso and polishing the bole.	coarse grain	1,20	5 24	20% 30%	SAB1									
		medium grain	1,20			SAB2									
		fine grain	1,20			SAB3									
	Abrasive pad of 10x12x1 cm. Like the previous one, but more flexible.	fine grain	1,20	5 24	20% 30%	SP2									
	Gilder's tip. It is a flat brush used for lifting the leaf from the gilders cushion and for placing it on the frame. The tip must be at least 10 mm wider than the leaf you are working on. Not suitable for imitation gold leaves.	width 6,4 cm	8,30	3	10%	D736									
		width 7,6 cm	10,00	6	15%	D738									
		width 10 cm	13,40	10	20%	D740									
	Brush for applying the acrylic white bole. The ferrule is made of thread, not metal. This avoids that metal tarnish might form bubbles in the gesso that might be visible once the leaf has been applied.	ø mm 6	n. 4	6,20	3	10%	D724								
		14	n. 8	7,30	3	10%	D728								
		22	n.12	9,80	3	10%	D7212								
	Brush for bole. It is a brush with long bristles used to obtain even coats when applying the bole.	mm 17	n. 2	11,00	3	10%	D742								
		20	n. 4	15,20	3	10%	D744								
		25	n. 6	21,00	3	10%	D746								
	Brush for polishing the bole surface. Brush with rigid short bristles used to smooth the bole surface after the last coat. Needs to be rubbed energetically until the surface is polished.	mm 23	n. 0	17,20	3	10%	D730								
		33	n. 1	21,50	3	10%	D731								
		43	n. 2	31,50	3	10%	D732								
	Brush for wetting bole. Made of skunk bristles and used for wetting the bole, before applying the leaf.	mm 20	n. 4	12,40	3	10%	D714								
		25	n. 6	14,20	3	10%	D716								
		35	n. 8	17,50	3	10%	D718								
	Brush for removing bubbles. Very soft brush made of obliquely cut skunk bristles. Used on the leaf in order to increase its adherence and to remove bubbles under it.	mm 10	n. 4	18,00	3	10%	D774								
		15	n. 8	26,00	3	10%	D778								
	Tiny brush made of squirrel bristles. Used for applying small leaf fragments and for mending the areas of the frame not covered by the leaf.	mm 5	n. 4	6,90	3	10%	D754								
		12	n. 8	9,30	3	10%	D758								
	Retouching tools Pointed instruments in hardened steel. Used for retouching to the surface of frames when decorative details have been cancelled or rounded off by excess gesso.	n. 3	8,30	3	8%	D83									
		n. 4	8,30	3	8%	D84									
	Agate burnishers. Used to polish gold leaf (both pure gold and imitation) by rubbing them until the desired shine is obtained. Burnishing has to be made 12 hours after the leaf has been applied to the frame.	n. 5	8,30	3	8%	D85									
		n. 8	8,30	3	8%	D88									
		n. 9	8,30	3	8%	D89									
		Price € 12													
		Quantity Discount													
		3 assorted pcs		10% discount											
		6 assorted pcs		15% discount											
		10 assorted pcs		20% discount											
	Pure gold leaf 22 carat. The leaf must be placed above the bole after wetting with the "gouache" (water and glue rabbit skin). It does need protection. 25 leaves - 8x8 cm	Booklets packed separately	43,00	5 10	5% 10%	D31									
		Pack of 20 booklets	795,00				D31V								
	Silver leaf. The application of the silver leaf is similar to that of gold leaf. Once applied, the silver leaf should be protected with varnish. 25 leaves - 9,5x9,5 cm	Booklets packed separately	12,50	5 10	5% 10%	D32									
		Pack of 20 booklets	208,00				D32V								
	Transferable leaf. Pure gold and silver leaf are pressed against a paper film so as to make the application easier. So it is easier to handle them. They are supplied in booklets of 25 leaves.	Pure gold leaf 22 carats 8x8 cm. Applied on the size and it cannot be burnished.	45,00	5 10	5% 10%	D31T									
		Transferable silver leaf 9,5x9,5 cm. The silver leaf is subject to oxidation.	13,50	5 10	5% 10%	D32T									
	Gold imitation leaf in rolls. Especially suitable for gilding of moulding fillets. The leaf is pressed against a thin paper to facilitate the application on the frame. It should be protected with a fixative varnish against oxidation. Gold color "2.5" (15% zinc - 85% copper). Roll of 50 meters.	width 10 mm	1 roll	8,00		D391									
		width 21 mm	1 roll	15,50	5 10	5% 8%	D392								
		width 30 mm	1 roll	18,00			D393								
		width 38 mm	1 roll	23,00			D394								
	Tamisé. These are fragments of sheets used to obtain particular spotted effects.	gold imitation	3 gr	4,80	5	10%	D39G								
		mix gold/copper/aluminum	3 gr	4,80	5	10%	D39X								
	The imitation leaves are made of various metal alloys. Should be applied to the frame when the size becomes sticky. The imitation leaves can not be burnished. The imitation leaves (except aluminum) are subject to oxidation. They should therefore be kept closed. After application on the frame, they must be protected by a fixative varnish.	Colour	Composition	100 sheets 16x16 cm	500 sheets 16x16 cm	5000 sheets 16x16 cm	Booklets 25 sheets 14x14 cm								
				4 packs 10% disc. 20 packs 15% disc.	4 packs: 8% disc.	3 boxes: 8% disc.	20 book. 10% disc. 60 book. 15% disc.	Complete boxes of 20 booklets							
			Copp.	Zinc	Alum.	€	Code	€	Code	€	Code	€	Code		
		Gold "2,5"	85%	15%	—	8,20	D36C	24,00	D36	201	D36F	2,35	D36L	34,00	D36V
		Gold "2,2"	88%	12%	—	8,30	D35C	24,00	D35	199	D35F	2,30	D35L	34,00	D35V
		Gold "2"	90%	10%	—	8,20	D34C	24,00	D34	199	D34F	2,30	D34L	33,00	D34V
		Copper	100%	—	—	12,50	D38C	32,00	D38	245	D38F	2,40	D38L	35,00	D38V
		Silver	—	—	100%	10,50	D37C	24,00	D37	168	D37F	2,40	D37L	34,00	D37V
		Beginner kit for water size gilding: White and red water bole • Wunda Size • 200 imitation gold leaves • 100 imitation silver leaves • Fixative varnish • Fine steel-wool no. 0000 • Gilder's cushion and knife • "Practical Gilding" book (in English) • Small pieces of raw wooden mouldings to practice on. € 98 Code K1													
		Beginner kit for water gilding: White and red water bole • 100 gold and silver imitation leaves • Fixative varnish • Fine steel-wool no. 0000 • Gilder's tip • 25 real gold leaves and 25 silver leaves • Agate Burnisher no. AG22 • Gilder's cushion and knife • "Practical Gilding" book (in English) • Brush for white bole, for coloured bole, for surface polishing, for wetting the bole, for removing bubbles • Small pieces of raw wooden mouldings. € 220 Code K2													