























<p>Quantity discounts: 3 per type - 10% 10 per type - 15%</p>	<p>Gilt wax It is a pasty material made of wax and metal powders. Adheres to almost any surface. Can be applied with a brush, a cloth or fingers. Colours can be mixed together in order to obtain the desired tones. Once it has dried, polish the frame with a soft cloth. The gilt wax may be diluted with a solvent (such as turpentine). After use, it is advisable to close the bottle well so as to prevent the material from drying. The gilt wax is used especially for retouching golden and silver frames because, being pasty, it can fill the gap that sometimes appears in the corner of the frame. It can also be used for a quick gilding of frames or objects of little value.</p>				<p>Liquid bronze varnish Varnish based synthetic resins and metal powders, adheres to almost any surface. If you need to dilute it or to wash brushes, use oil of turpentine or essential petroleum oil. Can be applied with a brush or a cloth.</p>				<p>Powder bronze Apply it either with a cloth or a brush on the corners of the frames after filling. Medium for powder bronzes. Pots of 250 ml. Code 5660 € 8,00 3 pcs disc. 5%</p>		<p>Natural wax filler sticks Coloured with metal powders. Useful for touching-up frame corners (filling small holes, cracks or incorrect mitre joints). Warm the wax up with your hands. After applying it, wait for a few minutes before using a cloth to take off the excess of wax and polishing the surface.</p>			
	<p>The colors are illustrated below. Printing does not allow precision in shades of colors.</p>	 <p>Pots of 30 ml</p>	 <p>Pots of 100 ml</p>	 <p>Tubes of 30 ml</p>	 <p>Pots of 50 ml</p>	 <p>Pots of 125 ml</p>	 <p>Pots of 100 ml</p>	 <p>Stick 45 grams</p> <p>cm 12 3,5</p>						
COLORI	Price	Code	Price	Code	Price	Code	Price	Code	Price	Code	Price	Code	Price	Code
Pale Gold	€ 8,90	5501	€ 13,20	5511	€ 7,70	5791	€ 8,10	5851	€ 9,50	5881	€ 10,20	5651	€ 6,70	5781
Pale Rich Gold	8,90	5502	13,20	5512	7,70	5792	8,10	5852	9,50	5882	10,20	5652	6,70	5782
Rich Gold	8,90	5503	13,20	5513	7,70	5793	8,10	5853	9,50	5883	10,20	5653	6,70	5783
Ducat Gold	8,90	5504	13,20	5514	7,70	5794	8,10	5854	9,50	5884	12,50	5654	6,70	5784
Gold	8,90	5505	13,20	5515	7,70	5795	8,10	5855	9,50	5885	12,50	5655	6,70	5785
Copper	8,90	5506	13,20	5516	7,70	5796	8,10	5856	9,50	5886	12,50	5656	6,70	5786
Aluminum	8,90	5507	13,20	5517	7,70	5797	8,10	5857	9,50	5887	13,00	5657	6,70	5787
Complete set	60,00	5509	92,40	5519	53,90	5799	56,00	5859	66,00	5889	85,00	5659	46,50	5789

	<p>Goldfinger. Wax-based paste suitable for touching up gilded frames. 22 ml tubes. Being soft and pasty, it is mainly used to fill the crack in the corners of the frame. It should be rubbed on the frame with a soft cloth or a finger. After drying it can be polished. Goldfinger can also be used for restoration of antiques, gilding, and so on.</p>	<p>Antique Gold Sovereign Gold Green Gold Copper</p>	<p>Price 12,30 12,30 12,30 12,30</p>	<p>Discount. Q.ty % 3 5% 6 10% per type</p>	<p>Code G600 G675 G344 G233</p>		
	<p>Touch up round felt point markers. Can be used either for touching up scratches on frames, hiding joint lines or decorating mountboards.</p>	<p>Thin tip Medium tip Large tip</p>	<p>Gold Silver Gold Silver Gold Silver</p>	<p>3,20 3,20 3,20 3,20 3,20 3,20</p>	<p>3 5% 6 10% 12 15% per type</p>		
	<p>Touch-up markers for wood by Gubrastick. They leave visible the natural grain of the wood. Resistant to water.</p>	<p>5134 Cherry 5162 Ash 5164 Teak</p>	<p>5165 Light walnut 5167 Dark walnut 5169 Rosewood</p>	<p>5170 Black</p>	<p>3,70 3 10% code next to each colour</p>		
	<p>Stabilo Pen 68 round point varnish markers. Can be used either for retouching coloured frame or for decorating mountboard.</p>	<p>824 LemonYellow 844 Yellow 854 Orange 829 Pink</p>	<p>850 Dark Red 848 Carmine 833 Light Green 813 Water Green</p>	<p>836 Emerald Green 853 Blue Green 831 Light Blue 832 Ocean Blue</p>	<p>858 Lilac 855 Purple 889 Light Walnut 845 Dark Walnut</p>	<p>838 Blood 894 Light Grey 896 Dark Grey 846 Black</p>	<p>1,40 3 15% code next to each colour</p>
	<p>Stabilo Pen 68 MAX markers 5 mm chisel tip. Used for touching up frames and for drawing decorative lines on matboards.</p>	<p>724 LemonYellow 744 Yellow 754 Orange 717 Pink</p>	<p>756 Dark Pink 748 Carmine 719 Purple 733 Light Green</p>	<p>713 Water Green 736 Emerald Green 743 Leaf Green 753 Blue Green</p>	<p>757 Azur 732 Ocean Blue 758 Lilac 775 Sienna</p>	<p>789 Light Walnut 745 Dark Walnut 795 Cold Grey 746 Black</p>	<p>1,90 3 15% code next to each colour</p>
 <p>cm 12,5</p>	<p>Wax filler sticks in the most common wood shades. Useful to fill the corners of frames. Length: 12,5 cm. Warm them before use.</p>	<p>5662 Ash 5665 Light walnut</p>	<p>5667 Dark walnut 5669 Rosewood</p>	<p>2,00 3 10 30 25% 30% 35% code next to each colour</p>	<p>Complete set of 4 dyes 8,00 5619</p>		
	<p>Oil pastels. Renesans oil pastels are very suitable for touching up frames. Unlike simple pastels, oil pastels remain attached to the frame. In addition, being rather pasty, they can fill the crack that sometimes occurs after assembly. Length 70 mm - Diameter 11 mm. Series of 55 colors. The complete list is on page 88.</p>			<p>0,80 3 6 12 10% 20% 40% codes on page 88</p>			
	<p>Wood filler used to fill corners of frames, small cracks, pores. It can be finished by sand paper and varnish. Pack of 500 grams.</p>			<p>Ash Dark walnut</p>	<p>14,50 14,50 3 5% 5762 5767</p>		
	<p>French white paste wood filler. Useful to fill corners of frames.</p>			<p>250 grams 500 grams</p>	<p>1,70 2,50 3 15% 20% per type 5912 5912C</p>		
	<p>Fugenplast Ready-to-use colored wood pulp. Mainly used to fill the cracks in the corners of the frames. As it hardens it does not shrink and remains quite elastic. After drying it can be sanded and painted. Jars of 110 grams.</p>			<p>Ash Beech Mahogany Walnuts Teak</p>	<p>6,90 6,90 6,90 6,90 6,90 3 5% 3 5% 3 5% 3 5% 3 5% FD12F FD12G FD12M FD12N FD12T</p>		
	<p>Wood stain. Water-based dye, designed to dye the wood uniformly, ensuring widespread and consistent penetration into the wood pulp adjacent to the surface. It dries quickly to achieve a natural matte finish. Ideal for retouching frames that have shades similar to walnut. Bottles of 250 ml. The complete list is on page 76.</p>			<p>8,60 3 5% codes on page 76</p>			
	<p>Rainbow Maimeri glossy enamels. Enamels are indispensable for touching up glossy lacquered frames. Jars of 17 ml. The complete list is on page 88.</p>			<p>2,90 3 5% codes on page 88</p>			
	<p>Walnut frames touch-up dye. 250 ml bottle. Ready-to-use. Colours need to be diluted with water and can be mixed together to obtain the desired tone.</p>			<p>Walnut Dark walnut</p>	<p>6,50 6,50 3 10% 3 10% RL39 RL40</p>		
	<p>Coloured paste wax. Blend of waxes used for giving a fine and patinated finish to any kind of wood. Darkens light faded wood, hides stains or scratches and enriches the colour of frames. Not suitable for plain wood. Rub it on with steel wool No. 0000 (see page 15). Leave it for 15 minutes and then polish it. 500 gr can.</p>			<p>Walnut Dark walnut Mahogany Neutral</p>	<p>13,00 13,00 13,00 13,00 3 8% 3 8% 3 8% 3 8% 1008G 1010G 1007G 1051G</p>		
	<p>Cooked linseed oil. Suitable for protecting all kinds of wood. Apply with a brush or a pad. Available in 1000 ml cans.</p>			<p>22,00 3 5% 5997</p>			