






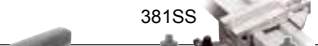
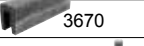



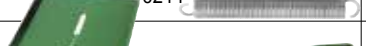


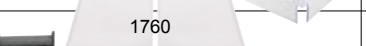





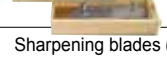


<p>Guillotine or Saw?</p> <p>The saw is suitable for thick, inlaid and aluminum plated mouldings and also for mouldings with a re-entering shape. The guillotine is better for all other kind of thin mouldings. Compared to the saw, some advantages of the guillotine are: no noise, no dust and no electric energy consumption. The best solution for a framer would be to have both saw and guillotine, but if this is not possible, the choice between the two machines depends on the kind of moulding to be cut.</p>	<p>The Guillotine</p> <p>The twin-blade guillotine cuts both sides of a 45° mitre in one single operation. The hand lever and ratchet, situated on the front part of the machine, which bring the blades forward as required, allow the cut to be carried out in several steps. Therefore the guillotine can be used also for cutting thick mouldings.</p>
--	---

 <p>Tutorial video on Rinaldin's website</p>	<p>Guillotine "Morso" model F Code 381F € 2.700</p> <p>The measuring system consists of 3 metric scales: The first scale is one on the edge of the table, the second one is perpendicular to the table, the third scale is on the measuring stop.</p> <p>Technical features:</p> <ul style="list-style-type: none"> • Pair of knives of HR64 hardness • Moulding width: max 10 cm • Moulding height: max 16 cm • Length of the right-hand support: 150 cm • Height of the table support: 83 cm • Waste collection chute • Net weight: 90 Kg app. 		<p>Morso "Fplus10" Code 381F10 € 3.300</p> <p>It is similar to "F" but with a support table higher than 10 cm, thus it is suitable for medium-high height people. It also includes a left extension of 80 cm and the automatic system of the support rebates. Pair of knives included. Net weight: 95 Kg roughly.</p>
<p>Morso "DeLuxe" Code 381DL € 3.200 similar to the model Morso "F" but with a printed diagrammed scale made of oblique lines. Pair of knives included. Net weight: 96 Kg</p>			

 <p>Morso EH Code 381EH € 10.800</p> <p>Automatically with an electro-hydraulic system. During the phases of cut the mouldings comes kept locked from a vice that also keeps the support bars fixed.</p>	 <p>Morso EFG Code 381EFG € 12.700</p> <p>Electric and fully automatic. Vertical movement of the cutting block adjustable with three different heights: for thin mouldings, for medium moulding, for thick mouldings.</p>	 <p>Morso EHXL Code 381EHXL € 15.900</p> <p>Suitable for very large frames. It makes the cut in an automatic way with an electro-hydraulic system. Moulding width: max 15 cm</p>	 <p>Morso EHT Code 381EHT € 12.600</p> <p>Same as EH but 50% faster</p> <ul style="list-style-type: none"> • 2 support stops • Automatic rebate support • Moulding locking system • Three-phase motor • Moulding support bar of 150 cm
---	---	--	---

	<p>Bench guillotine Morso "BA". The cutting block can be moved into two positions.</p> <ul style="list-style-type: none"> • Pair of knives included • Maximum moulding width 70 mm • Maximum moulding height 11.5 mm • Table 65 cm diagrammed with oblique lines • Net weight 35 kg 		€	Code
		manual	1.800	381BA
		pneumatic	3.550	381BAP
	<p>Left extension cm 80. The extension is applied to the body of the guillotine with the supplied bolts. Left extension is already included in the model F+10 and model EH.</p>	180	381P80	
	<p>Right extension cm 50. The extension of the right moulding support allows to extend the table for 50 cm. The vertical supporting bar of the extension must be ordered separately (code 381SD).</p>	210	381P50	
	<p>Vertical bar used to support the right extension of the guillotine. It must be fixed with the supplied bolts.</p>	69	381SD	
	<p>Divided beam is an optional that increases the length of the millimeter scale from 50 to 250 cm.</p>	350	381DB	
	<p>Second stop. Used for cutting shorts and longs without re-setting the measuring stop. Fits on the aluminum measuring rail and flips up out of the way when cutting longs.</p>	145	381SS	
	<p>Silencer rubber for the pedal of the guillotine.</p>	1	3670	
	<p>The rebate supports must be raised by turning the knob until it touches the rebate of the moulding. Supplied together with the guillotine.</p>	left right	148 148	355V 355H
	<p>The rebate supports suitable for moulding with high rebate. They must be inserted instead of normal support bars.</p>	left right	265 265	373V 373H
	<p>The double return springs ensure the pedal and knife block are returned to the start position when the foot pressure is relieved from the pedal.</p>	83	0214	
	<p>Waste chute. Sheet steel, zinc plated waste conveys the offcuts into a box on the back of the guillotine. Included as standard in the new guillotines.</p>	84	381T	
	<p>Safety Guard for guillotine Morso. It is applied over the cutting head and is fixed with butterfly screw on the back of the guillotine. It is height adjustable according to the height of the moulding. It is included in the new guillotines.</p>	for model F for model EH - EHT	140 135	1078 1079
	<p>Pair of safety transparent guards in plexiglass for the fences of the guillotine Morso. Applied to the fences with bolts. Included as standard in the guillotine Morso.</p>	57	1760	
	<p>Box spanner used to tighten the hexagonal bolts of the knives of guillotine Morso or other guillotines.</p>	48	381C	
	<p>Rotating moulding stand. The height of the stand is adjustable.</p>	128	3335	

<p>Blades for guillotines</p> <p>The blades of the guillotine should be sharpened every 4/5 months, depending on the volume of work of the framer. Therefore it is essential to keep at least one pair of spare knives. Sharpening of blades has great importance for a perfect cut. Sharp knives, in fact, leave a cutting surface perfectly smooth. The irregularities of the cut can be easily noticed. If there are vertical lines on the wood it means that there are "teeth" on the knife. The height of new blades is 7.7 cm but every sharpening reduce the height by 1 mm. When the height is reduced to 5 cm blades cannot be used any more. For a proper use, the two blades of the pair should stay always together until their death. For this reason they should be sharpened together even if only one of the two has a tooth.</p>	<p>Quantity discount: 10% for 5 blades</p>				
			265	381DAN	3 blades discount 8%
			340	381RB	
			275	382X	
			350	381BB	
			34	381W	
		Sharpening blades (the price is proportionally reduced for small blades)	38	A381L	